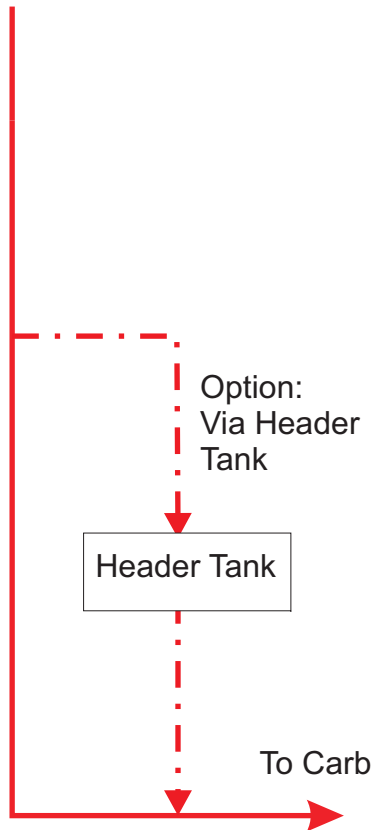


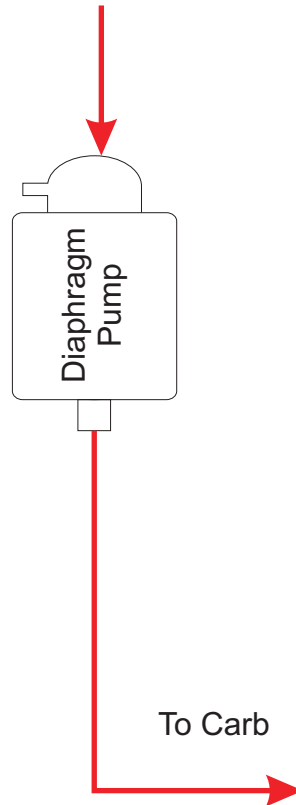
Only technical information released by Rotec should be considered sound. Many third party opinions found on the internet are grossly inaccurate.  
 Technical Support Email: [rotengineering@bigpond.com](mailto:rotengineering@bigpond.com)

### Option 1 Gravity feed



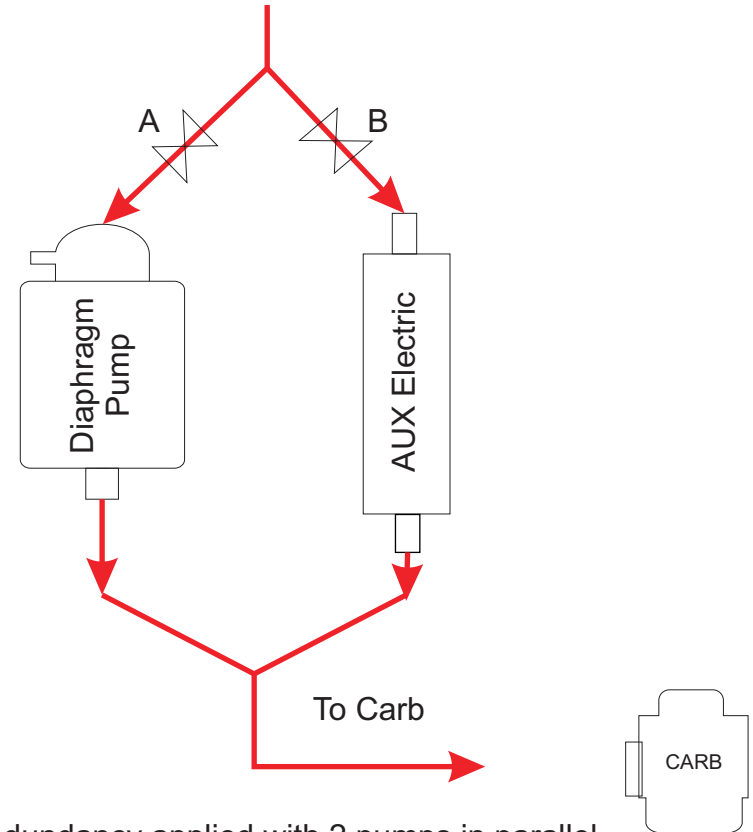
Restrictions Apply:  
 Please Refer to:  
*Gravity feed to Bing carb limiting factors causing negative pressure. Employing a header tank helps in avoiding the problem*

### Option 2 Standard through diaphragm pump



Standard Configuration using the engines diaphragm fuel pump

### Option 3 Through diaphragm pump and Aux Electric Pump IN PARALLEL



Redundancy applied with 2 pumps in parallel. Diaphragm pump is the default option. On failure the Auxiliary electrical pump is employed Via a switch opening valve B, The switch being wired to opening/closing in an either A or B but not both at the same time for the same flow condition.